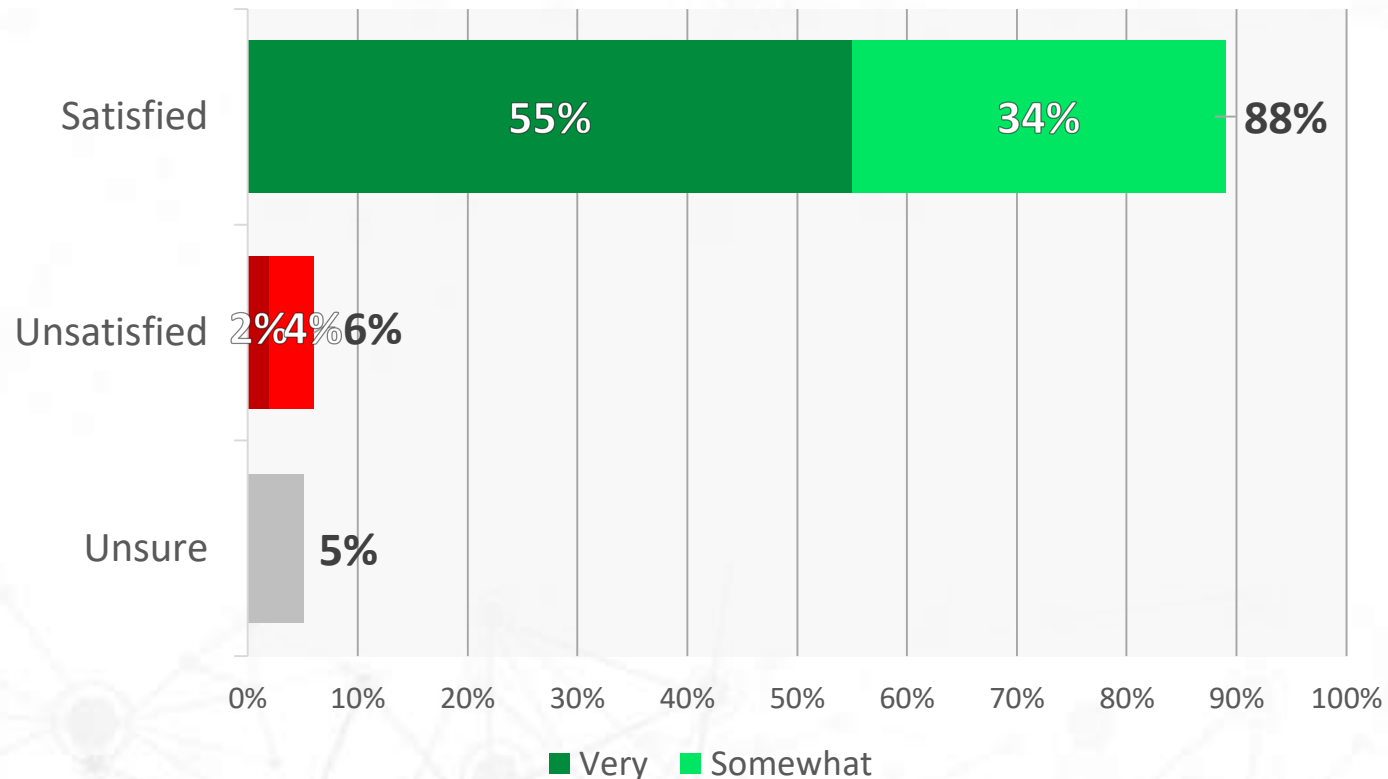


Nearly nine-in-ten Republican primary voters are satisfied with their current power company. Satisfaction is highest among those who live in CD 5 (94%), women 18-54 (95%), and somewhat conservatives (94%).

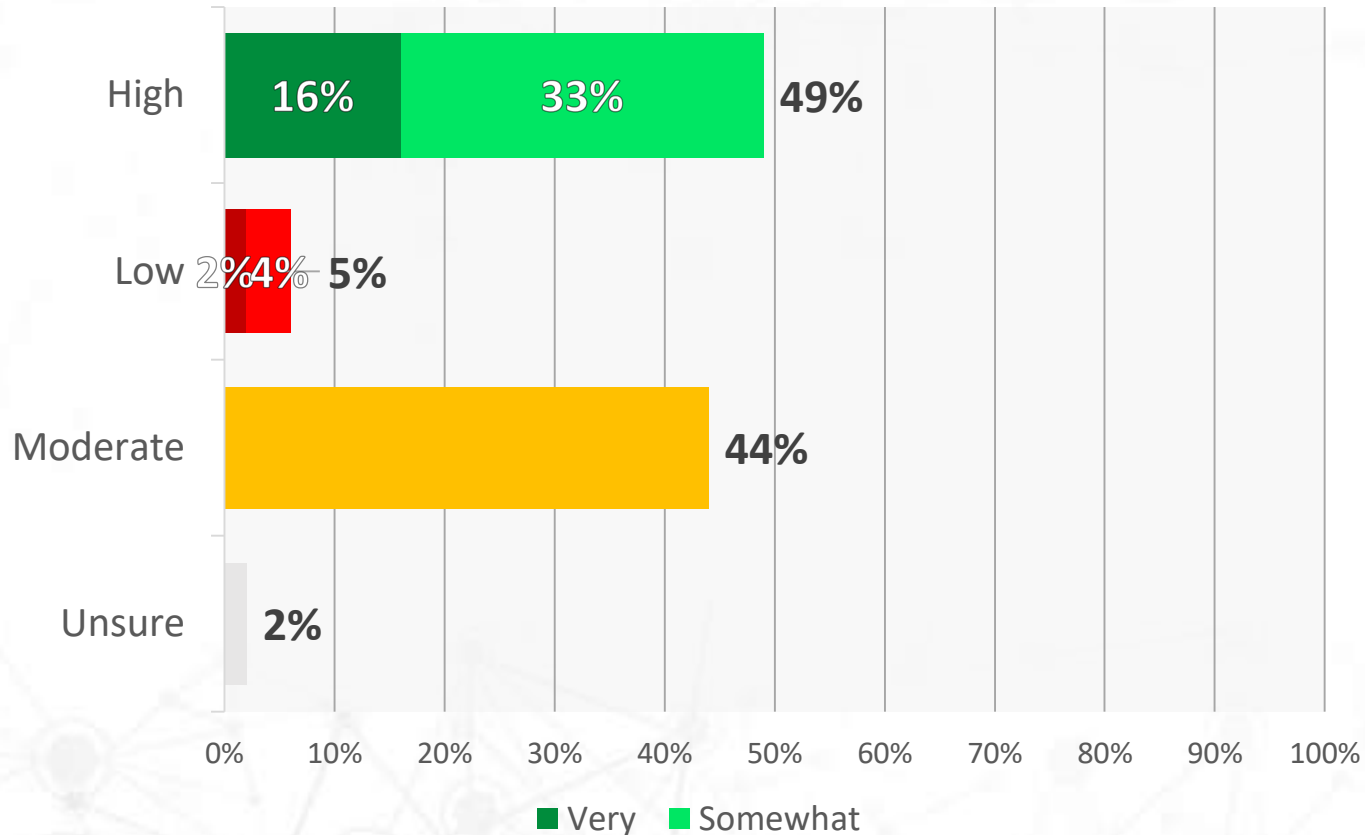
3. Thinking about your current power company, how satisfied are you with their services?



Demo Groups		
	Total Satisfied	Total Unsatisfied
Very Conservative	87%	8%
Somewhat Conservative	94%	3%
Moderate/Liberal	82%	8%
Men 18-54	90%	6%
Men 55+	86%	9%
Women 18-54	95%	2%
Women 55+	87%	6%
CD 1	88%	10%
CD 2	88%	4%
CD 3	90%	6%
CD 4	84%	10%
CD 5	94%	1%
CD 6	87%	7%
Birmingham	88%	7%
Huntsville-Decatur	91%	4%
Mobile-Pensacola	88%	9%
Montgomery	87%	4%

Republican primary voters rate their monthly power bill as either high (49%) or moderate (44%).

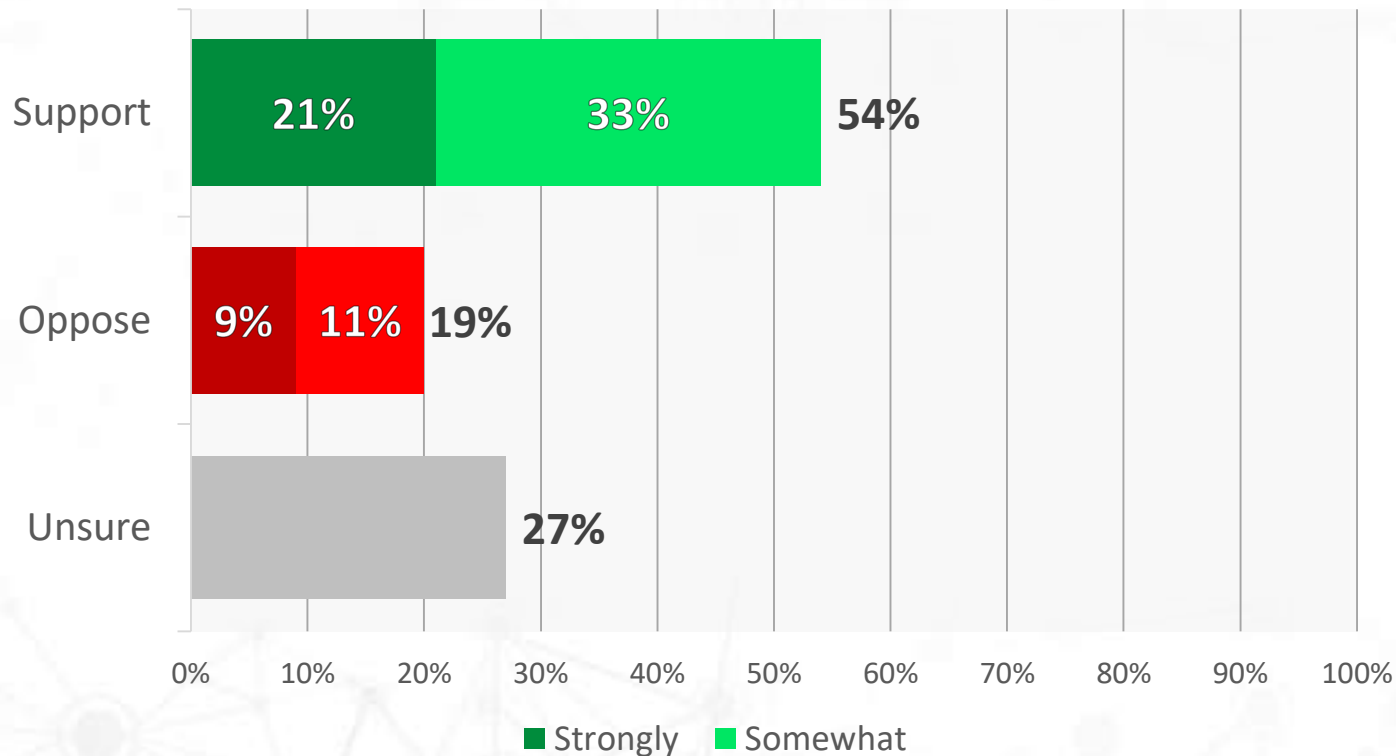
4. Thinking about your bills and other living expenses, on a scale from very high to very low, how expensive would you rate your monthly power bill?



Demo Groups			
	Total High	Moderate	Total Low
Very Conservative	46%	47%	6%
Somewhat Conservative	57%	38%	2%
Moderate/Liberal	44%	45%	7%
Men 18-54	41%	47%	8%
Men 55+	44%	49%	6%
Women 18-54	53%	43%	1%
Women 55+	55%	38%	5%
CD 1	57%	38%	4%
CD 2	50%	43%	5%
CD 3	55%	39%	4%
CD 4	45%	47%	6%
CD 5	35%	59%	4%
CD 6	52%	38%	5%
Birmingham	51%	42%	4%
Huntsville-Decatur	37%	53%	8%
Mobile-Pensacola	54%	41%	4%
Montgomery	49%	38%	11%

A majority of Republican primary voters (54%) would support Alabama passing legislation that would give consumers more freedom to control their energy usage.

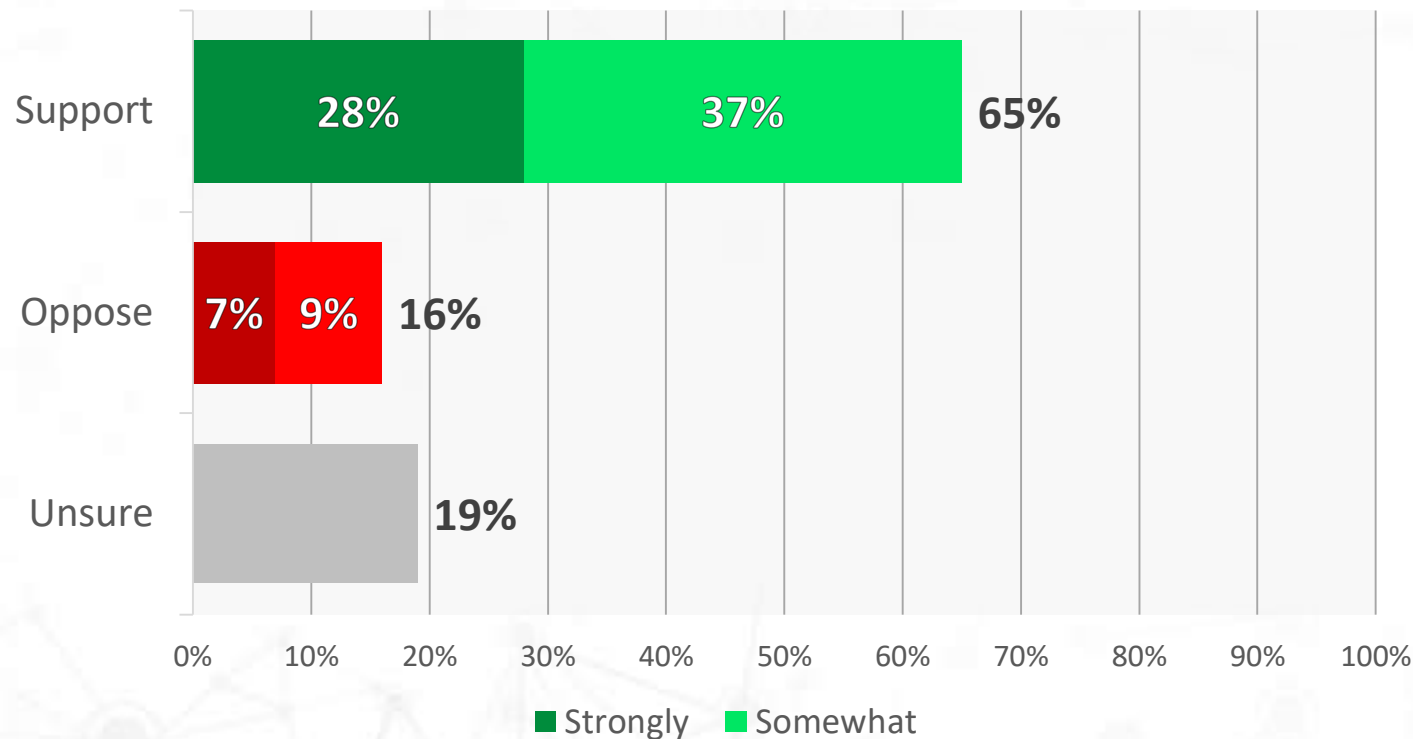
5. Some states have passed legislation that gives consumers more freedom to control their energy usage, better understand the impact on the environment of their energy usage and reduce their energy bill. Would you support or oppose Alabama passing legislation similar to this?



Demo Groups			
	Total Support	Unsure	Total Oppose
Very Conservative	50%	27%	23%
Somewhat Conservative	58%	28%	14%
Moderate/Liberal	59%	24%	17%
Men 18-54	49%	23%	28%
Men 55+	56%	23%	21%
Women 18-54	65%	18%	18%
Women 55+	50%	36%	14%
CD 1	67%	21%	12%
CD 2	51%	28%	21%
CD 3	59%	27%	15%
CD 4	50%	25%	25%
CD 5	47%	30%	23%
CD 6	52%	28%	20%
Birmingham	53%	29%	18%
Huntsville-Decatur	47%	27%	26%
Mobile-Pensacola	65%	22%	13%
Montgomery	55%	26%	19%

Two-thirds of Republican primary voters support passing legislation that would give consumers more choices. Support is highest among women 18-54 (75%) and those living in CD 3 (75%) and in the Mobile-Pensacola DMA (72%).

6. Would you support or oppose the Alabama Legislature passing legislation that would give consumers more of a choice in determining how their electricity is being produced?

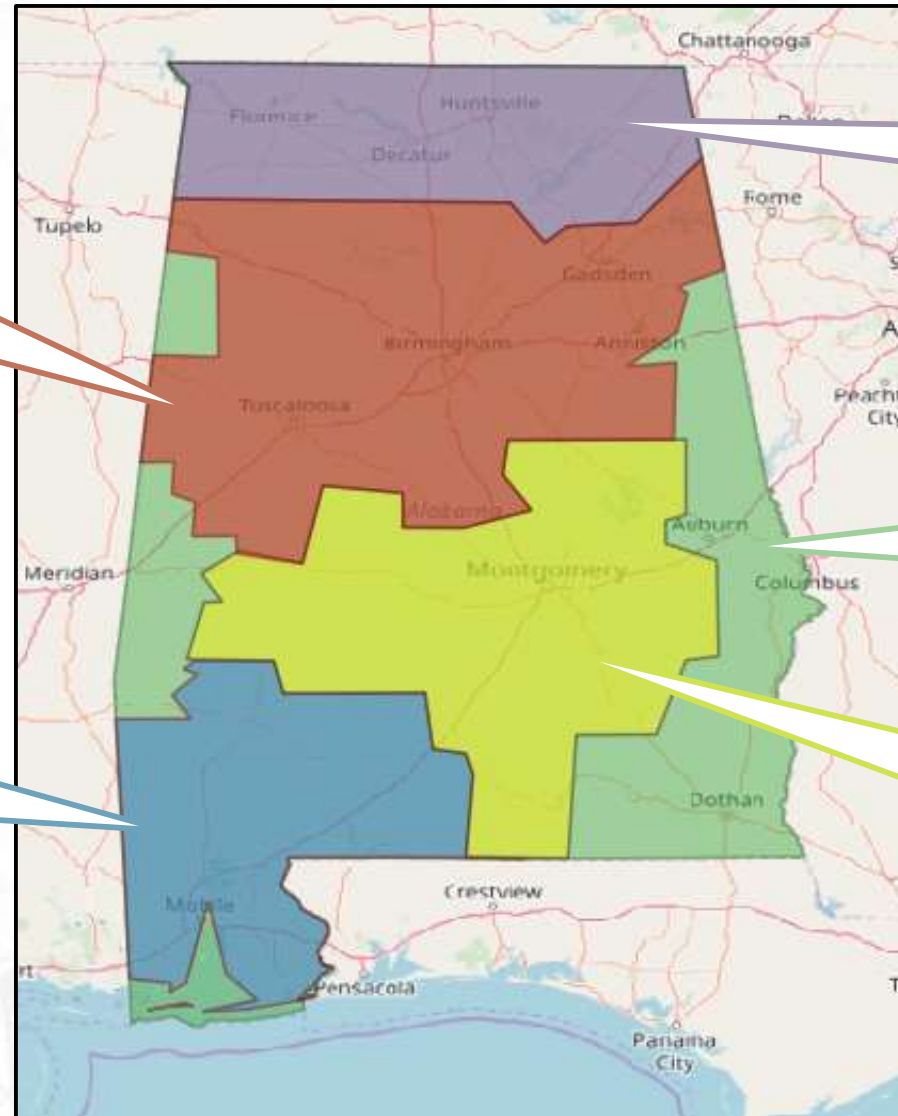


Satisfaction with Power Company			
	Very Satisfied	Somewhat Satisfied	Unsatisfied
Support	61%	70%	84%
Oppose	20%	13%	10%
Unsure	19%	17%	6%

Demo Groups			
	Total Support	Unsure	Total Oppose
Very Conservative	63%	17%	20%
Somewhat Conservative	70%	21%	9%
Moderate/Liberal	62%	21%	17%
Men 18-54	66%	8%	25%
Men 55+	62%	16%	23%
Women 18-54	75%	15%	10%
Women 55+	64%	28%	8%
CD 1	73%	16%	11%
CD 2	61%	19%	21%
CD 3	75%	15%	11%
CD 4	65%	23%	12%
CD 5	60%	15%	26%
CD 6	60%	24%	15%
Birmingham	64%	23%	13%
Huntsville-Decatur	60%	15%	24%
Mobile-Pensacola	72%	17%	11%
Montgomery	56%	17%	27%

The highest support for passing legislation that would give consumers more of a choice is the Mobile DMA (72%) and the Birmingham DMA (64%).

6. Would you support or oppose the Alabama Legislature passing legislation that would give consumers more of a choice in determining how their electricity is being produced?



Birmingham DMA (44%)
 Total Support: 64%
 Total Oppose: 13%
 Unsure: 23%

Huntsville DMA (22%)
 Total Support: 60%
 Total Oppose: 24%
 Unsure: 15%

Mobile (14%)
 Total Support: 72%
 Total Oppose: 11%
 Unsure: 17%

Balance (10%)
 Total Support: 79%
 Total Oppose: 7%
 Unsure: 14%

Montgomery (10%)
 Total Support: 56%
 Total Oppose: 27%
 Unsure: 17%

Republican primary voters who support the legislature passing legislation to give consumers more choice in how their power is produced like the idea of additional choices and decreased government regulations.

7. Why would you support the Alabama Legislature passing legislation that would give consumers more of a choice in determining how their electricity is being produced?

Republican primary voters who support legislation that would give consumers more of a choice in determining how their electricity is being produced n=142

“Because it gives me a choice, and I can go with solar, wind, any of the above.”
- Male, 35-44, Somewhat Con, Montgomery

“I personally believe in less government regulation. I as a consumer would want more of voice.”
- Female, 55-64, Moderate, Mobile-Pensacola

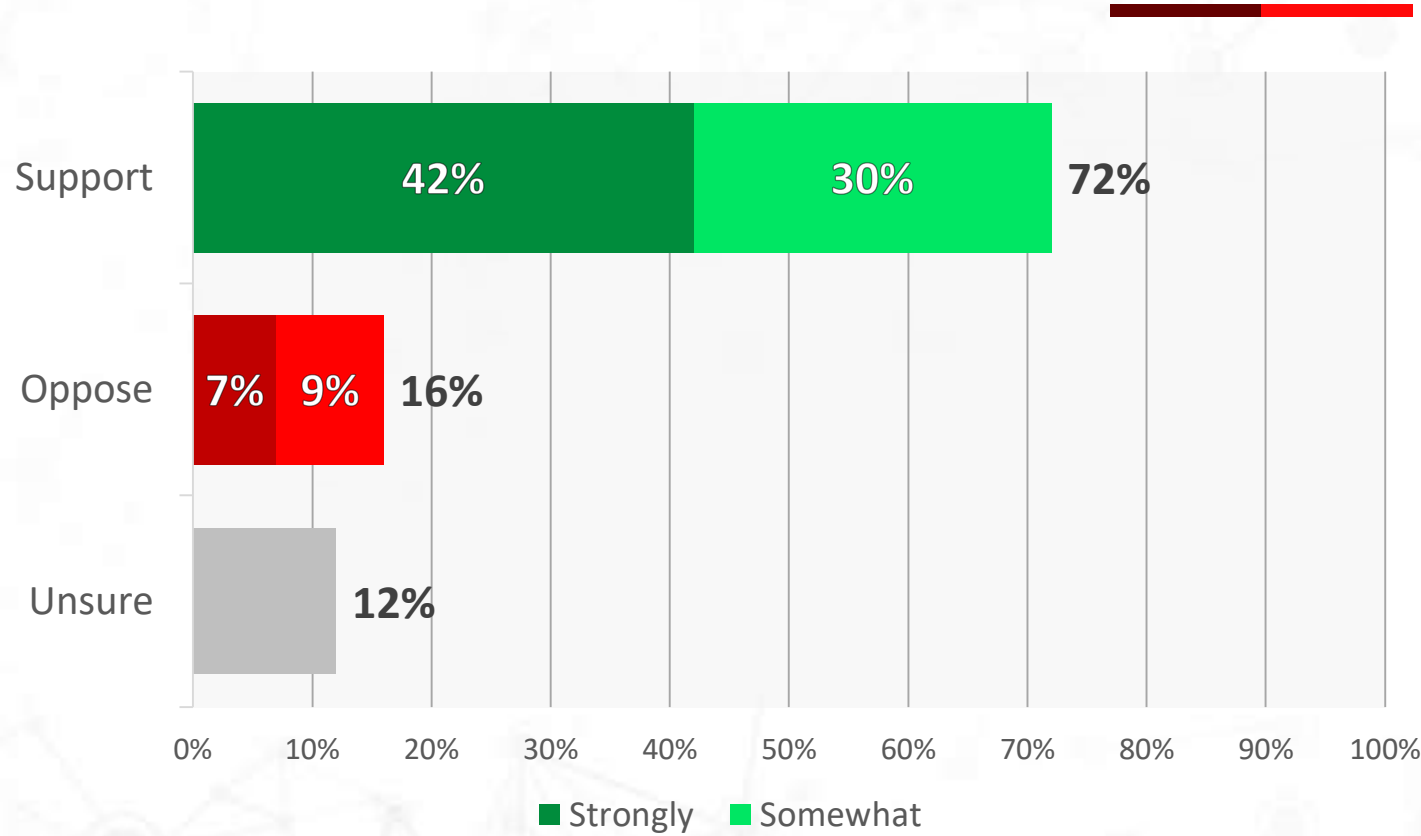


“I think everybody should have a choice in everything, if it's something you have to have for your house: electricity, gas, power, cable. And I strongly agree with that.”
- Male, 55-64, Very Con, Birmingham

“Maybe to allow more choices and thereby bring down the price of energy.”
- Male, 35-44, Somewhat Con, Birmingham

Seven-in-ten Republican primary voters (72%) support energy de-regulation in Alabama. Support is highest among men 18-54 (84%), those living in CD 1 (81%), and somewhat conservatives (78%).

8. Would you support or oppose energy de-regulation in Alabama which would end the monopoly that power companies have and allow you to choose from several power producers who would compete on price, service, and how they produce power?

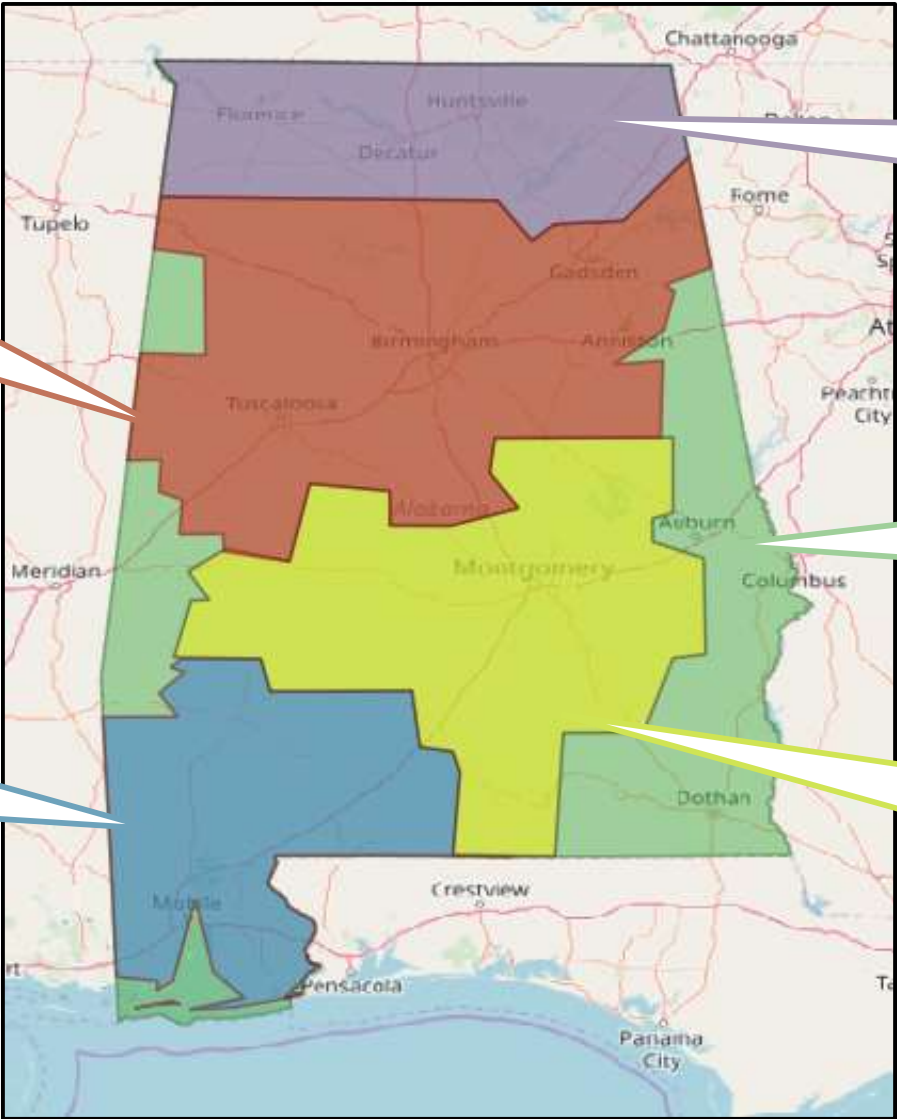


Satisfaction with Power Company			
	Very Satisfied	Somewhat Satisfied	Unsatisfied
Support	66%	79%	94%
Oppose	22%	10%	6%
Unsure	12%	11%	0%

Demo Groups		
	Total Support	Total Oppose
Very Conservative	71%	19%
Somewhat Conservative	78%	13%
Moderate/Liberal	68%	14%
Men 18-54	84%	16%
Men 55+	70%	25%
Women 18-54	77%	6%
Women 55+	68%	12%
CD 1	81%	13%
CD 2	76%	20%
CD 3	74%	15%
CD 4	66%	18%
CD 5	72%	17%
CD 6	70%	15%
Birmingham	71%	14%
Huntsville-Decatur	70%	21%
Mobile-Pensacola	78%	15%
Montgomery	76%	15%

Republican primary voters' support for energy de-regulation is highest in the Montgomery DMA (76%), Mobile DMA (78%), and the Birmingham DMA (71%).

8. Would you support or oppose energy de-regulation in Alabama which would end the monopoly that power companies have and allow you to choose from several power producers who would compete on price, service, and how they produce power?



Birmingham DMA (44%)
 Total Support: 71%
 Total Oppose: 14%
 Unsure: 15%

Huntsville DMA (22%)
 Total Support: 70%
 Total Oppose: 21%
 Unsure: 10%

Mobile (14%)
 Total Support: 78%
 Total Oppose: 15%
 Unsure: 7%

Balance (10%)
 Total Support: 76%
 Total Oppose: 17%
 Unsure: 7%

Montgomery (10%)
 Total Support: 76%
 Total Oppose: 15%
 Unsure: 10%

Republican primary voters who support energy de-regulation said it would provide a more competitive market and take away power from the monopoly.

9. Why do you support energy de-regulation in Alabama?

Republican primary voters who support de-regulation in Alabama n=161

“It opens the market, free market, promotes capitalism, competition lowers prices.”
 – Male, 35-44, Very Con, Birmingham

“Because competition is good in my opinion. When you have competition, they will offer you more.”
 – Female, 35-44, Moderate, Birmingham

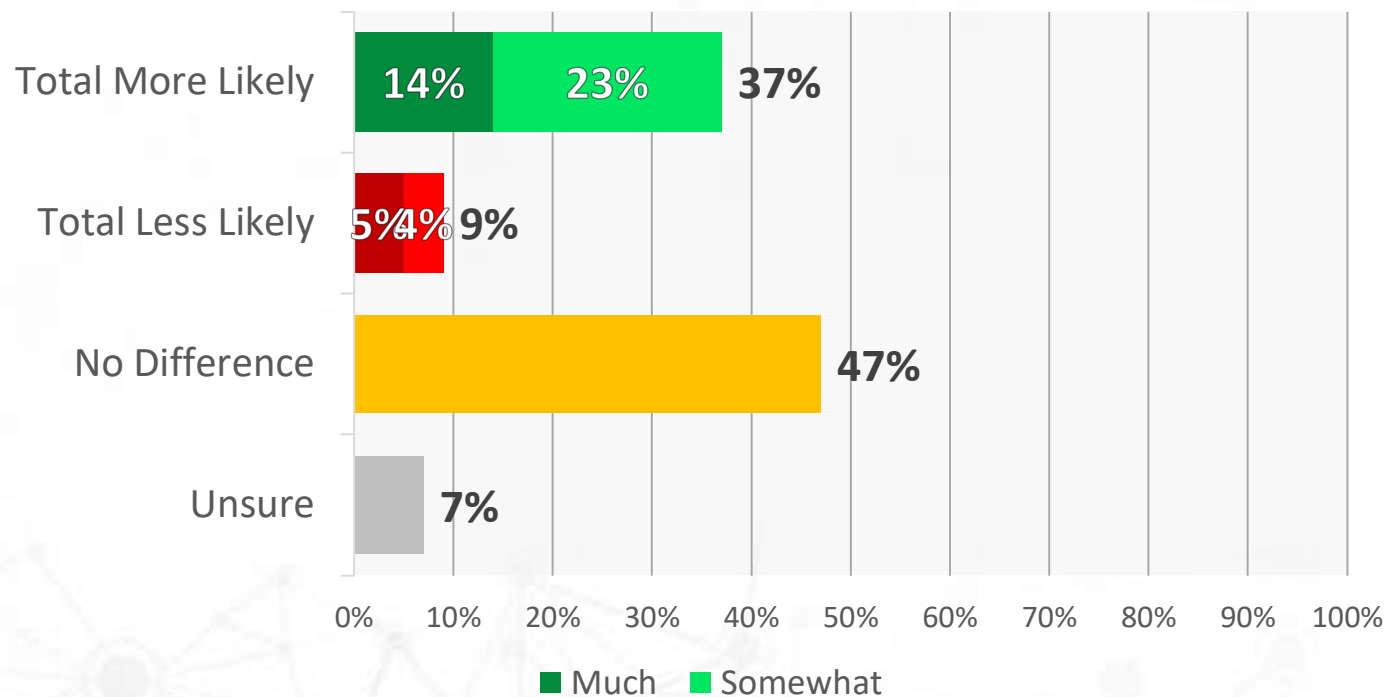


“I don't like monopolies; I believe consumers should have more choice.”
 – Male, 45-54, Very Con, Huntsville-Decatur

“Take the monopoly away from these big power companies.”
 – Male, 55-64, Somewhat Con, Dothan

Nearly two-in-five Republican primary voters say they would be more likely to vote for a candidate who supports deregulation.

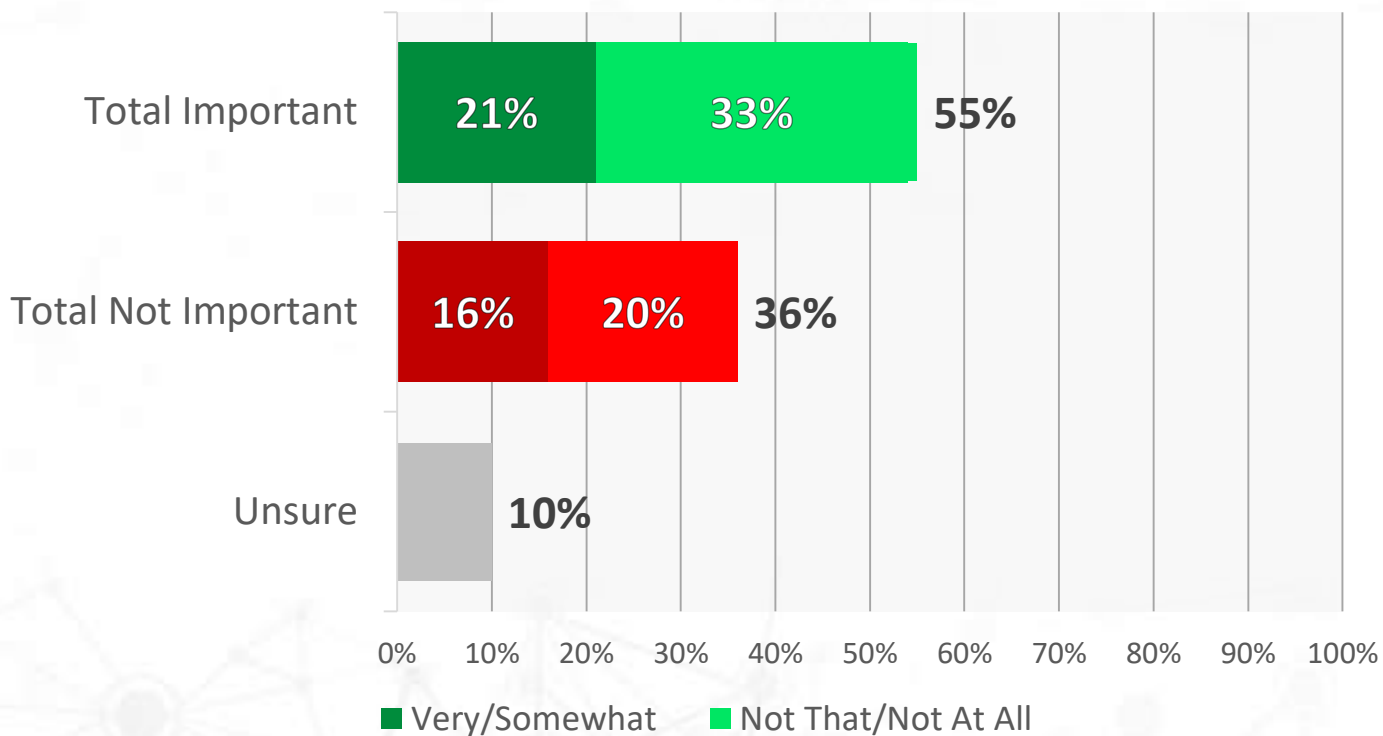
12. Would you be more likely or less likely to vote for a candidate for political office if you learned that the candidate supports the de-regulation of energy, giving consumers a choice in how their energy is produced, or does it make no difference in your vote?



Demo Groups			
	Total More Likely	No Difference	Total Less Likely
Very Conservative	39%	43%	11%
Somewhat Conservative	40%	50%	5%
Moderate/Liberal	28%	54%	7%
Men 18-54	40%	43%	13%
Men 55+	34%	50%	11%
Women 18-54	43%	51%	0%
Women 55+	36%	43%	9%
CD 1	43%	51%	5%
CD 2	38%	44%	12%
CD 3	37%	45%	3%
CD 4	35%	46%	8%
CD 5	36%	49%	10%
CD 6	38%	45%	11%
Birmingham	37%	44%	9%
Huntsville-Decatur	34%	50%	10%
Mobile-Pensacola	40%	53%	6%
Montgomery	34%	44%	15%

A majority of Republican Primary Voters think it is important to have the choice to buy power from a company that uses more renewable energy sources. Key demographics where importance is high is women 18-54 (69%), somewhat conservatives (66%), and those living in CD 3 (63%).

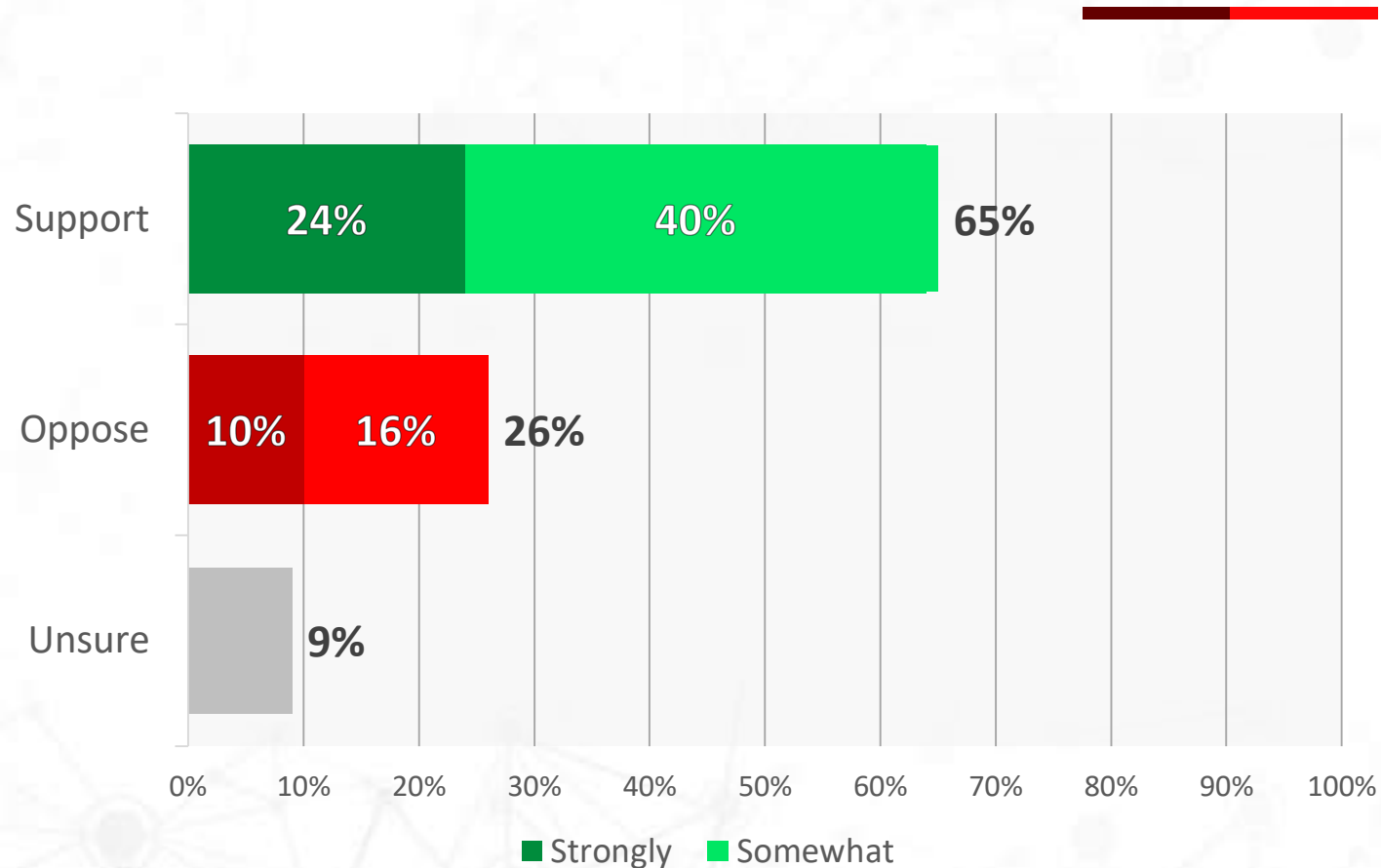
10. How important do you think it is to have the choice to buy power from a company that uses more renewable energy sources such as wind and solar?



Demo Groups		
	Total Important	Total Not Important
Very Conservative	47%	43%
Somewhat Conservative	66%	26%
Moderate/Liberal	58%	29%
Men 18-54	59%	41%
Men 55+	46%	48%
Women 18-54	69%	20%
Women 55+	54%	28%
CD 1	64%	24%
CD 2	49%	43%
CD 3	63%	27%
CD 4	54%	34%
CD 5	45%	45%
CD 6	53%	38%
Birmingham	54%	35%
Huntsville-Decatur	48%	42%
Mobile-Pensacola	62%	26%
Montgomery	49%	43%

Two-in-three Republican primary voters support the development of clean energy, like solar and wind in Alabama. Key demographics with the highest support are somewhat conservatives (77%), those living in the Mobile media market (71%) and moderates/liberals (68%).

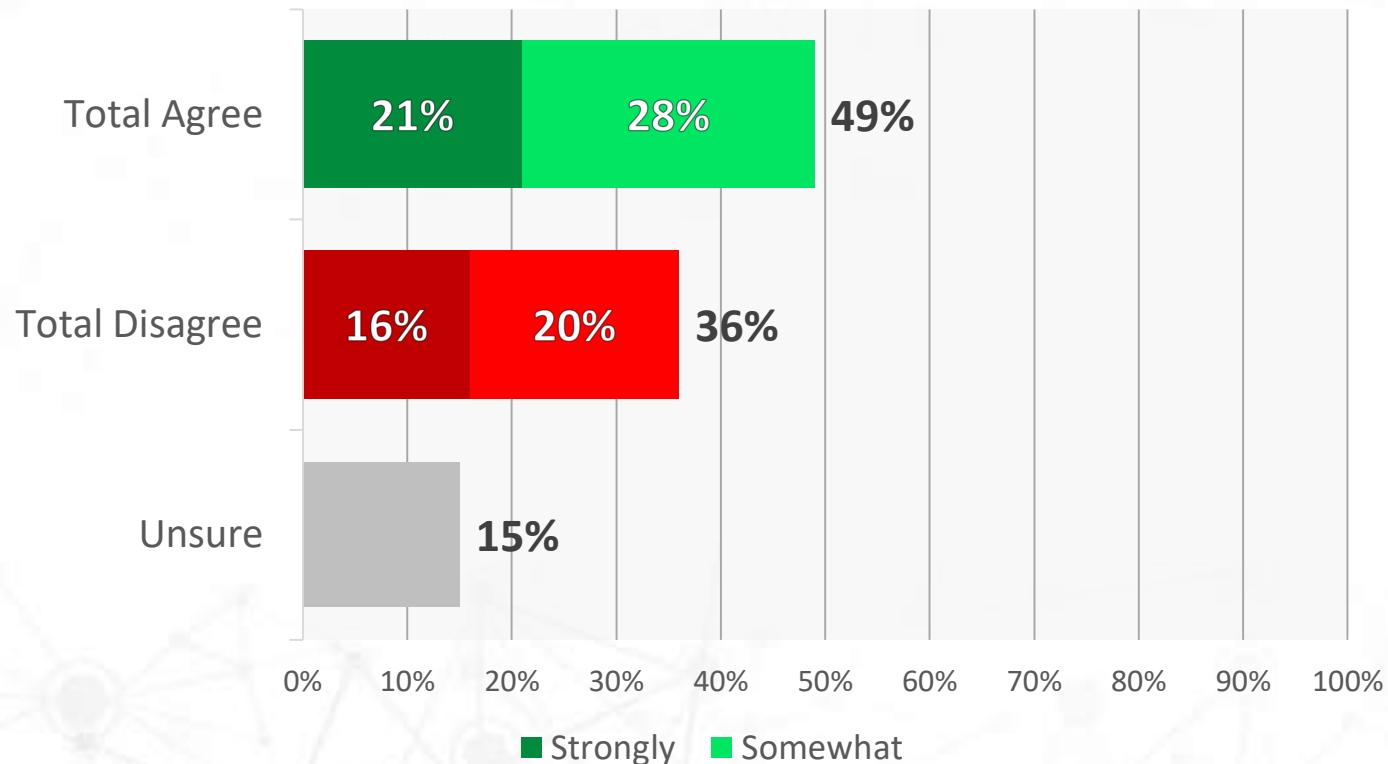
11. Do you support or oppose the development of clean energy, like solar and wind in Alabama?



Demo Groups		
	Total Support	Total Oppose
Very Conservative	57%	35%
Somewhat Conservative	77%	13%
Moderate/Liberal	68%	19%
Men 18-54	65%	33%
Men 55+	66%	29%
Women 18-54	68%	22%
Women 55+	62%	21%
CD 1	73%	16%
CD 2	57%	36%
CD 3	74%	20%
CD 4	61%	24%
CD 5	62%	33%
CD 6	64%	26%
Birmingham	64%	25%
Huntsville-Decatur	64%	30%
Mobile-Pensacola	71%	19%
Montgomery	56%	37%

A plurality of Republican primary voters (49%) agree increasing Alabama’s renewable energy sources will create jobs and encourage economic development throughout the state.

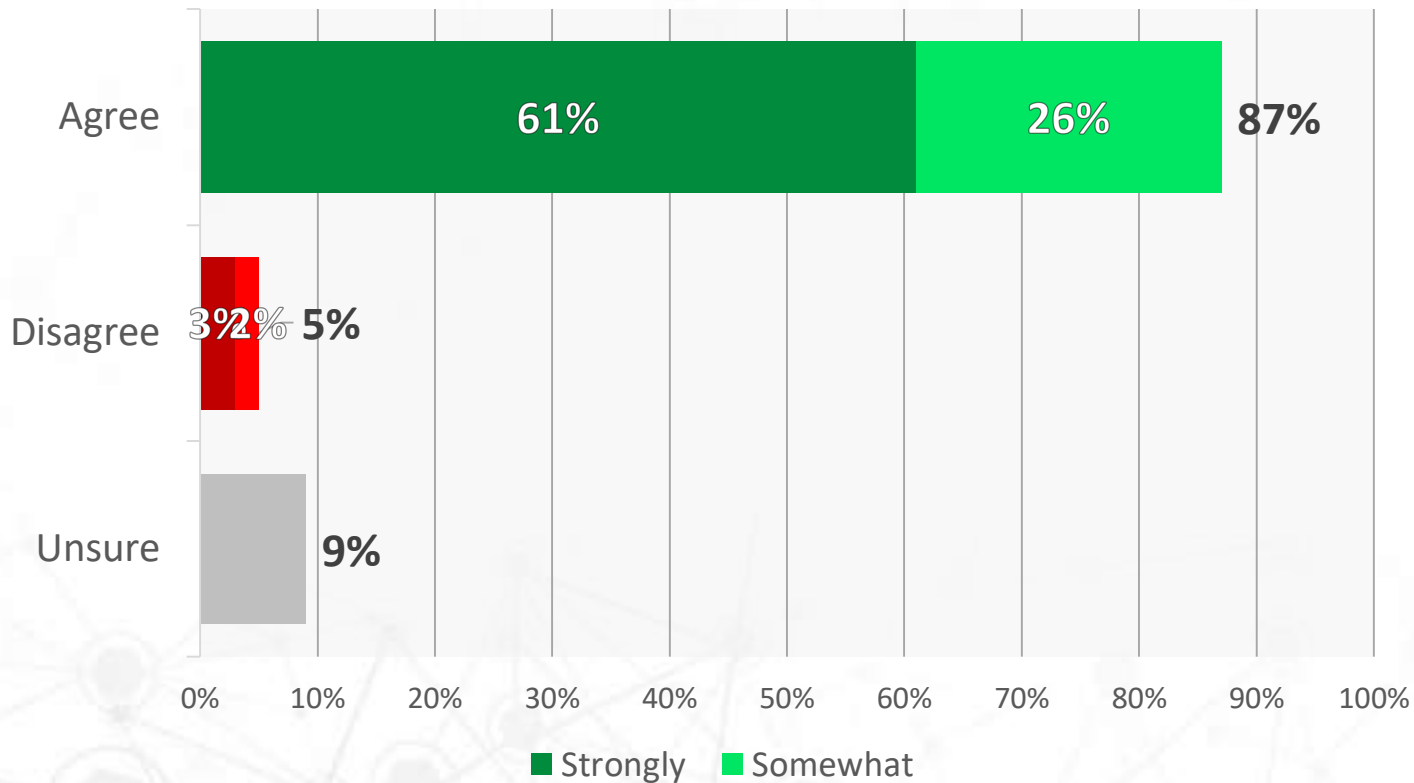
13. Some say increasing our use of clean and renewable energy sources in Alabama, such as wind and solar, will create jobs and encourage economic development throughout the state. Would you say you agree or disagree that increasing our renewable energy sources will improve Alabama’s economy?



Demo Groups		
	Total Agree	Total Disagree
Very Conservative	44%	43%
Somewhat Conservative	60%	24%
Moderate/Liberal	46%	33%
Men 18-54	57%	40%
Men 55+	43%	45%
Women 18-54	61%	23%
Women 55+	45%	31%
CD 1	54%	28%
CD 2	51%	38%
CD 3	47%	31%
CD 4	54%	29%
CD 5	36%	50%
CD 6	48%	39%
Birmingham	49%	32%
Huntsville-Decatur	42%	46%
Mobile-Pensacola	53%	30%
Montgomery	50%	47%

Nine-in-ten Republican primary voters agree that we have a duty to be responsible stewards of God’s creation. Demographics with even higher support are somewhat conservatives (91%) and women 18-54 (94%),.

14. Still thinking about increasing use of clean and renewable energy sources in Alabama, please tell me if you agree or disagree that we have a duty to be responsible stewards of God’s creation?



Demo Groups	
	Total Agree
Very Conservative	85%
Somewhat Conservative	91%
Moderate/Liberal	85%
Men 18-54	90%
Men 55+	82%
Women 18-54	94%
Women 55+	86%
CD 1	90%
CD 2	82%
CD 3	86%
CD 4	85%
CD 5	85%
CD 6	89%
Birmingham	86%
Huntsville-Decatur	87%
Mobile-Pensacola	89%
Montgomery	81%

Research Design



WPA Intelligence conducted a study of Republican primary voters in Alabama.

WPAi selected a random sample of registered voters from the Alabama voter file using Probability Proportional Sampling (PPS). The sample for this survey was stratified based on geography, age, and gender. This methodology allows us to avoid post-survey “weighting” which can reduce the reliability of survey results.

Respondents were contacted by phone through live telephone operator interviews to cell phones and Interactive Voice Response (IVR) interviews to landlines September 3-4, 2019. The study has a sample size of n=501 Republican primary voters with 43% cells, with a margin of error of $\pm 4.4\%$ in 95 out of 100 cases.

Demography



DMA	
Atlanta	1%
Birmingham	44%
Columbus	4%
Dothan	5%
Huntsville	22%
Meridian	0%
Mobile - Pensacola	14%
Montgomery	10%

Age	Result
18-34	8%
35-44	9%
45-54	15%
55-64	24%
65+	44%
Gender	
Male	49%
Female	51%
Ideology	
Very Conservative	53%
Somewhat Conservative	29%
Moderate/Liberal	14%

Congressional District	
CD 1	13%
CD 2	13%
CD 3	14%
CD 4	19%
CD 5	16%
CD 6	20%
CD 7	5%
Interview Method	
Cell	43%
Landline	57%



Chris Wilson
csw@wpaintel.com

Bryon Allen
ballen@wpaintel.com

Research Team:
Jessie D. Edge – Research Strategist
Cassidy McGowan – Project Manager

For questions or projects, reach out to us anytime.